



ENERG

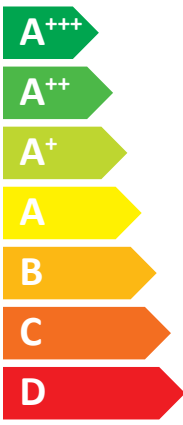

енергия · ενεργεια



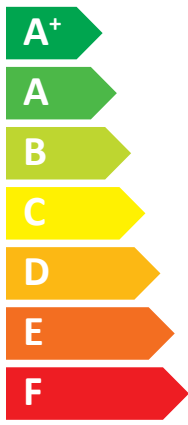
OLIMPIA SPLENDID

UE SHERPA S2 E 4

UI SHERPA TOWER S2 E SMALL



A⁺⁺



A

Two icons showing sound power levels. The top icon shows a speaker inside a house with the value **41 dB**. The bottom icon shows a speaker outside a house with the value **61 dB**.



A legend for energy consumption in kW, shown as a map of Europe. It includes three categories: **05 kW** (dark blue), **06 kW** (medium blue), and **06 kW** (light blue).



ENERG

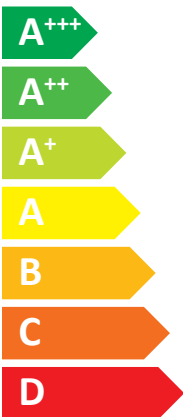
енергия · ενεργεια



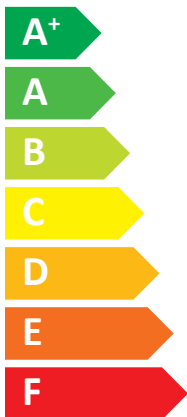
OLIMPIA SPLENDID

UE SHERPA S2 E 6

UI SHERPA TOWER S2 E SMALL



A⁺⁺



A



41 dB



62 dB



05 kW

06 kW

06 kW



ENERG

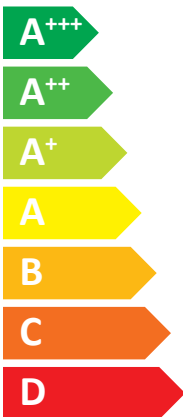
енергия · ενεργεια



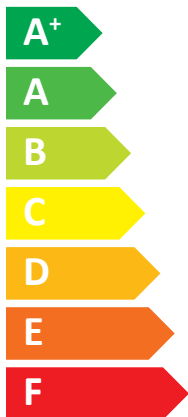
OLIMPIA SPLENDID

UE SHERPA S2 E 8

UI SHERPA TOWER S2 E SMALL



A⁺⁺



A

Two sound power level icons: a speaker inside a house icon labeled **41 dB**, and a speaker outside a house icon labeled **63 dB**. In the background, a map of Europe is shown with various regions shaded in different shades of blue.

A legend for power consumption in kW, showing three colored squares: dark blue for **07 kW**, medium blue for **08 kW**, and light blue for **08 kW**.



ENERG

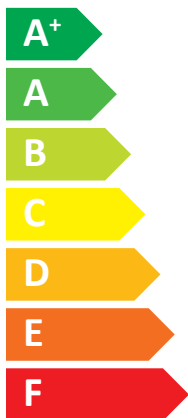
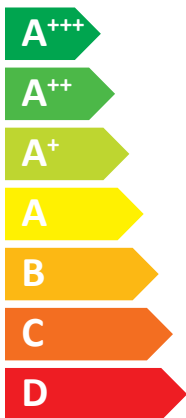
енергия · ενεργεια



OLIMPIA SPLENDID

UE SHERPA S2 E 10

UI SHERPA TOWER S2 E SMALL



41 dB



65 dB



07 kW

08 kW

08 kW



ENERG

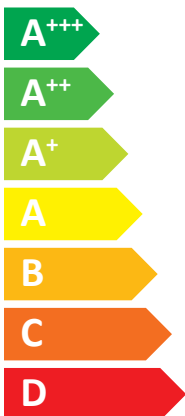
енергия · ενεργεια



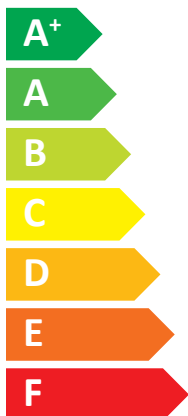
OLIMPIA SPLENDID

UE SHERPA S2 12

UI SHERPA TOWER S2 BIG



A⁺⁺



A



46 dB



69 dB



■ 12 kW

■ 12 kW

■ 11 kW



ENERG

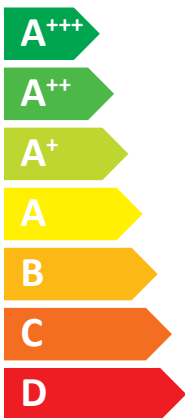
енергия · ενεργεια



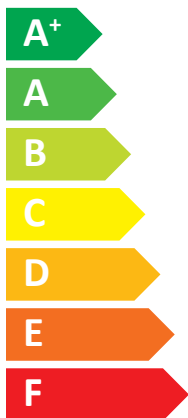
OLIMPIA SPLENDID

UE SHERPA S2 14

UI SHERPA TOWER S2 BIG



A⁺⁺



A



46 dB



71 dB



■ 14 kW

■ **14 kW**

■ 14 kW



ENERG

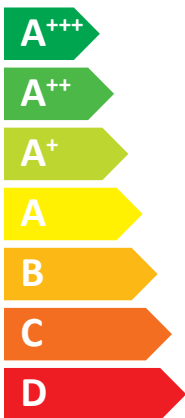
енергия · ενεργεια



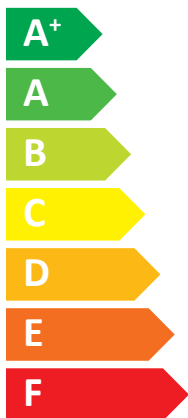
OLIMPIA SPLENDID

UE SHERPA S2 16

UI SHERPA TOWER S2 BIG



A⁺⁺



A



46 dB



72 dB



■ 15 kW

■ 15 kW

■ 15 kW



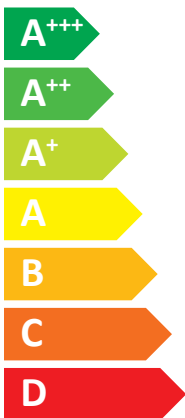
ENERG

енергия · ενεργεια

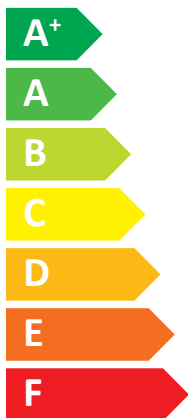


OLIMPIA SPLENDID

UE SHERPA S2 12T
UI SHERPA TOWER S2 BIG



A⁺⁺



A



46 dB



70 dB



- 12 kW
- **12 kW**
- 12 kW



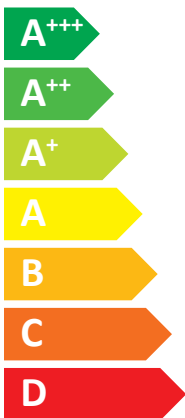
ENERG

енергия · ενεργεια

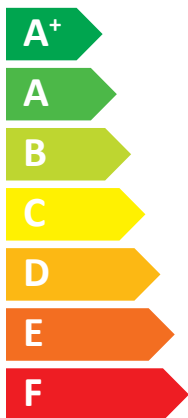


OLIMPIA SPLENDID

UE SHERPA S2 14T
UI SHERPA TOWER S2 BIG



A⁺⁺



A



46 dB



72 dB



■ 14 kW

■ 14 kW

■ 14 kW



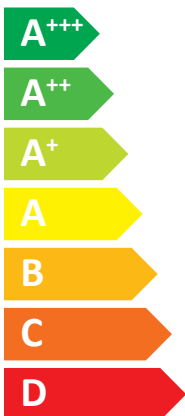
ENERG

енергия · ενεργεια

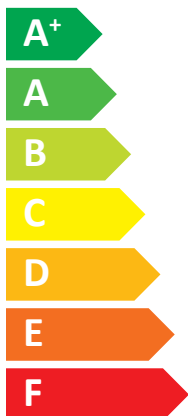


OLIMPIA SPLENDID

UE SHERPA S2 16T
UI SHERPA TOWER S2 BIG



A⁺⁺



A



46 dB



72 dB



15 kW

15 kW

15 kW